



P.1 LITERACY SCHEMES OF WORK TERM I

WK	DAY	LESSON	THEME	S.THEME	L/AREA	CONTENT	COMPETENCES	METHODS	L/SKILLS	ACTIVITIES	L/AIDS	REF	RM
1	MON	1	OUR SCHOOL	People in our school	Literacy	<p>Name and location of our school.</p> <p>A school is a place where people go to learn. Hormisdllen is the name of our school. It is found in _____</p> <p>Mr. Mukalazi Kizito Hormisdasc is the director.</p>	<p>Reading words and sentences.</p> <p>Pronouncing and spelling.</p> <p>Naming the school.</p> <p>Giving the location of our school.</p> <p>Naming the director of our school.</p>	<p>• explanation</p> <p>• whole word</p> <p>• whole sentence</p>	<p>• respect</p> <p>• fluency</p> <p>• friendliness</p>	<p>• reading</p> <p>• spelling</p> <p>• matching</p>	<p>• Wall chart</p>	<p>• Thematic curriculum Pg 14</p> <p>• MK SST P.1 pg 15</p> <p>• Monitor P.1 pg 38</p>	
	WED	2				<p>People who work at school.</p> <p>headteacher, teachers, cooks, matrons, bursar, secretary, cleaners, librarian, gatekeeper.</p>	<p>Reading, pronouncing and spelling words.</p> <p>Naming people in our school.</p>	<p>Whole word</p> <p>Look and say</p>	<p>• Fluency</p> <p>• Interpersonal relationship</p>	<p>• Reading, spelling, naming people in our school</p>	<p>• Flash cards</p> <p>• Wall chart</p>	<p>• Thematic curriculum Pg 14</p> <p>• MK SST P.1 pg 15</p> <p>• Monitor P.1 pg 38</p>	

	THUR	4				ROLES OF PEOPLE AT SCHOOL Teacher – teachers pupils Cooks – cook food Headteacher – heads a school Bursar – collects school fees	Reading words and sentences. Constructing sentences and giving roles of people at school.	• Discussion • Explanation on whole sentence	• Fluency • Interpersonal relationship	• Reading • Giving roles of people at school	• Wall chart	• Thematic curriculum Pg 14 • MK SST P.1 pg 15 • Monitor P.1 pg 38	
--	------	---	--	--	--	---	--	---	---	---	--------------	--	--










WK	DAY	LESSON	THEME	S.THEME	L/AREA	CONTENT	COMPETENCES	METHODS	L/SKILLS	ACTIVITIES	L/AIDS	REF	RM
1	FRI	5	OUR SCHOOL	People in our school	Literacy	Revision Exercise What is your name? In which class are you? Who heads a school? What is the name of our headteacher? Why do we come to school? Write the name of our school.	Reading questions Answering questions Spelling words	• Questions and answer • Explanation	• Critical thinking • Creative thinking	• Reading questions • Answering questions	• Chalk board	• Thematic curriculum Pg 14 • MK SST P.1 pg 15 • Monitor P.1 pg 38	

2	MON	1				Things in our environment <ul style="list-style-type: none"> - Furniture - Buildings - Vehicles - Plants - Animals - flowers 	Naming things in our school environment Drawing them	<ul style="list-style-type: none"> • Explanation • Question and answer 	<ul style="list-style-type: none"> • Critical thinking 	<ul style="list-style-type: none"> • Reading • drawing 	<ul style="list-style-type: none"> • Furniture • vehicles 	<ul style="list-style-type: none"> • Thematic curriculum Pg 14 • MK SST P.1 pg 15 • Monitor P.1 pg 38 	
---	-----	---	--	--	--	--	---	--	---	--	---	--	--

WK	DAY	LESSON	THEME	S.THEME	L/AREA	CONTENT	COMPETENCES	METHODS	L/SKILLS	ACTIVITIES	L/AIDS	REF	RM
2	TUE	2	OUR SCHOOL	People in our school	Literacy	Buildings in our school. <ul style="list-style-type: none"> - Classrooms - Kitchen - Dormitory - Staffroom - Sickbay - Dining hall - Office - Bathrooms, etc 	Reading, pronouncing and spelling words. Naming buildings at school.	<ul style="list-style-type: none"> • Question and answer • Guided discovery • Whole word 	<ul style="list-style-type: none"> • Creative thinking • fluency 	<ul style="list-style-type: none"> • Reading • Spelling • Naming, writing 	<ul style="list-style-type: none"> • Flash cards • Naming buildings in the school environment 	<ul style="list-style-type: none"> • Thematic curriculum Pg 14 • MK SST P.1 pg 15 • Monitor P.1 pg 38 	


	WED	3				buildings and their importance Classrooms – Where people learn from. Kitchen – Where food is cooked. Dormitory –Where pupils sleep. Library – Where books are kept.	Reading words and sentences. Constructing sentences Telling the importance of each building.	<ul style="list-style-type: none"> • Question and answer • Guided discovery • Whole word 	<ul style="list-style-type: none"> • Fluency • Creative thinking • Critical thinking 	<ul style="list-style-type: none"> • Reading , spelling, Constructing sentences • • 	<ul style="list-style-type: none"> • Wall chart 	<ul style="list-style-type: none"> • Thematic curriculum Pg 69 	
--	-----	---	--	--	--	--	--	---	---	--	--	---	--

WK	DAY	LESSON	THEME	S.THEME	L/AREA	CONTENT	COMPETENCES	METHODS	L/SKILLS	ACTIVITIES	L/AIDS	REF	RM
----	-----	--------	-------	---------	--------	---------	-------------	---------	----------	------------	--------	-----	----

2	FRI	5				<p>Classroom objects</p>   <p>Pencils Benches</p>    <p>chairs Desks Dust bin</p>  <p>Blackboard</p>  <p>Table</p>  <p>Book</p>  <p>Wallclock</p> <p>Uses of things in class</p>	<p>Reading words spelling words Drawing classroom objects</p> <p>Naming uses of things</p>	<ul style="list-style-type: none"> • Questions and answer • Whole word 	<ul style="list-style-type: none"> • Fluency • Appreciation 	<ul style="list-style-type: none"> • Reading • Spelling • Drawing 	<ul style="list-style-type: none"> • Tables' pencils, chairs, books 	<ul style="list-style-type: none"> • Thematic curriculum Pg 69 	
---	-----	---	--	--	--	---	--	--	---	--	--	---	--


	FRI	5				<p>1. Name three buildings at school.</p> <p>2. Name the place of work for the following people at school. Teacher ____ Nurse ____ Cook ____</p> <p>3. Draw and name four things found in the classroom.</p>	<p>Reading questions</p> <p>Answering questions</p>	<p>• Questions and answer</p> <p>• Guided discover</p>	<p>• Critical thinking</p> <p>• Creative thinking</p>	<p>• Reading, spelling</p> <p>• Answering questions</p>	<p>• Chalk board</p>	<p>• Thematic curriculum Pg 69</p>	
--	-----	---	--	--	--	--	---	--	---	---	----------------------	------------------------------------	--

WK	DAY	LESSON	THEME	S.THEME	L/AREA	CONTENT	COMPETENCES	METHODS	L/SKILLS	ACTIVITIES	L/AIDS	REF	RM
3	MON	1				School symbols Are things that make our school different from others. Examples of school symbols School flag School badge School motto School uniform School anthem School address Importance of school symbols	reading words and sentences Naming school symbols Spelling words	Guided discovery Questions and answer	Appreciation Self esteem	Reading Spelling writing	Wall chart	Thematic curriculum Pg 14, 15	
	TUE	2				School flag Colours of the school flag are blue, white, red School motto Education has no money value. School address Hormisdallen Primary School P.O. Box 30223.	Mentioning the colours of the school flag. Drawing a school flag. Telling the school motto Giving the school address.	Guided discovery Questions and answer	Appreciation Creative thinking	Reading Drawing	Wall chart	Monitor SST Pg pg 41, MK SST P1 Pg 71, 72, 73, 74	

WK	DAY	LESSON	THEME	S.THEME	L/AREA	CONTENT	COMPETENCES	METHODS	L/SKILLS	ACTIVITIES	L/AIDS	REF	RM
WED	3		OUR SCHOOL	People in our school	Literacy	<p>Sign post</p> <p>-It directs people to our school.</p> <p>- Things found on a school signpost – badge, address</p> <p>-Drawing a school sign post.</p> <p>School uniform</p> <p>The colours of our school uniform are blue, white, red.</p> 	<p>Reading words and sentences</p> <p>Telling the use of a signpost.</p> <p>Drawing a school signpost.</p>	<ul style="list-style-type: none"> Questions and answers 	<ul style="list-style-type: none"> Concern Care 	<ul style="list-style-type: none"> Drawing 	<ul style="list-style-type: none"> School uniform 	<ul style="list-style-type: none"> Monitor SST Pg pg 41, MK SST P1 Pg 71, 72, 73, 74 	

THUR	4					School badge Things found on a school school name, school logo. badge. School motto. Name of the school. Drawing a school badge	Telling things found on the school badge. Drawing a school badge.	<ul style="list-style-type: none"> Questions and answers 	<ul style="list-style-type: none"> Concern Care 	<ul style="list-style-type: none"> Reading drawing 	<ul style="list-style-type: none"> school badge 	<ul style="list-style-type: none"> Monitor SST Pg pg 41, MK SST P1 Pg 71, 72, 73, 74 	
------	---	--	--	--	--	---	--	---	---	--	--	--	--





WK	DAY	LESSON	THEME	S.THEME	L/AREA	CONTENT	COMPETENCES	METHODS	L/SKILLS	ACTIVITIES	L/AIDS	REF	RM
3	FRI	5	OUR SCHOOL	Activities in our school.	Literacy	Activities done at school Sweeping Writing reading Singing Teaching Digging, etc	Reading, pronouncing words Drawing the activities	<ul style="list-style-type: none"> Questions and answer Guided discovery 	<ul style="list-style-type: none"> Fluency Friendship formation 	<ul style="list-style-type: none"> Reading, spelling Drawing writing 	<ul style="list-style-type: none"> Chalk board Wall chart 	<ul style="list-style-type: none"> Thematic curriculum P.1 Pg 15 	

	MON	1				<p>Things we use to clean the school.</p>  <p>Rake broom water soap dustbin rag</p> <p>Ways of keeping the school clean.</p> <p>By sweeping, mopping, burning rubbish, slashing, digging</p>	<p>Reading, pronouncing and spelling words.</p> <p>Drawing things we use to keep the school clean.</p> <p>Telling ways of keeping the school clean.</p>	<ul style="list-style-type: none"> • Questions and answer • Guided discovery 	<ul style="list-style-type: none"> • Appreciation • cooperation 	<ul style="list-style-type: none"> • Reading, spelling • Drawing writing 	<ul style="list-style-type: none"> • Chalk board • Wall chart 	<ul style="list-style-type: none"> • Monitor SST pg 41 • MK SST pg 72 	
--	-----	---	--	--	--	--	---	--	---	--	---	---	--

WK	DAY	LESSON	THEME	S.THEME	L/AREA	CONTENT	COMPETENCES	METHODS	L/SKILLS	ACTIVITIES	L/AIDS	REF	RM
4	TUE	2	OUR SCHOOL	Activities in our school	Literacy	<p>Things in our school environment.</p> <p>buildings, cars, flowers, grass, banana plants, trees</p>	<p>Naming things in our environment.</p> <p>Drawing things in our environment.</p>	<ul style="list-style-type: none"> • Guided discovery • Questions and answer 	<ul style="list-style-type: none"> • Appreciation • Cooperation • Care, concern 	<ul style="list-style-type: none"> • Appreciation • fluency 	<ul style="list-style-type: none"> • Reading, spelling, drawing • Writing 	<ul style="list-style-type: none"> • MK SST P.2, pg 44 	

						School needs Food, water, school bus, pupils, buildings, desk, chalk, text books, etc	Giving examples of school needs.	<ul style="list-style-type: none"> Guided discovery Questions and answer 	<ul style="list-style-type: none"> Appreciation Fluency 	<ul style="list-style-type: none"> Reading, spelling, drawing Writing 	<ul style="list-style-type: none"> Flash cards 	<ul style="list-style-type: none"> MK SST P.2 Pg 35 	
	WED	3				School property Things which belong to the school. School bus, building, duster, furniture, chalk , typewriter, text books	Giving examples of school property. Drawing reading and spelling	<ul style="list-style-type: none"> Guided discovery Questions and answer 	<ul style="list-style-type: none"> Appreciation Fluency 	<ul style="list-style-type: none"> Reading Spelling, writing drawing 	<ul style="list-style-type: none"> Flash cards 	<ul style="list-style-type: none"> MK SST P2 pg 60 	

WK	DAY	LESSON	THEME	S.THEME	L/AREA	CONTENT	COMPETENCES	METHODS	L/SKILLS	ACTIVITIES	L/AIDS	REF	RM
----	-----	--------	-------	---------	--------	---------	-------------	---------	----------	------------	--------	-----	----

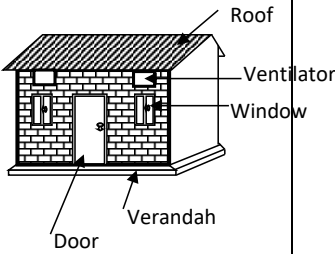
4	THUR	4	OUR SCHOOL	Safe ways of moving and from school	Literacy	Important things on the ways to and from school. hills mountains trees houses cars markets animals shops	Naming things seen on the way to and from school. Reading words Pronouncing and spelling	Explanation whole word	Identity , fluency Self awareness	Reading , spelling, matching	Charts, things in the way	Thematic curriculum Pg 14 Monitor Pg 2	
	FRI	5				Dangers on the way to and from. Kidnapping, car accidents dog bite drowning snakebite falling off the tree insect bite mad people beat children	Reading, pronouncing and spelling words. Stating dangers they find on the way to and from school. Giving ways of wilding dangers at school.	Guided discovery Explanation	Tolerance Identify, concern	Reading, naming spelling	Charts Pictures of dangers	Thematic curriculum Pg 14 Monitor Pg 2	
5	MON	1				Road signs They help us to use the road safety. Zebra crossing  Parking  No parking  Humps ahead 	Reading names of road signs Drawing road signs Naming examples of road uses	Guided discovery Explanation	Social awareness Identify , care	Reading Spelling , naming road	Reading, spelling, naming road signs Chart showing road signs		

WK	DAY	LESSON	THEME	S.THEME	L/AREA	CONTENT	COMPETENCES	METHODS	L/SKILLS	ACTIVITIES	L/AIDS	REF	RM
5	TUE	2	OUR SCHOOL	Safe ways of moving and from school	Literacy	Neighbouring schools – These are schools near our school. -Lohana P/S -Kabojja P/S -Mawanda oad P/S -Kitante P/S -KCCA P/S -Sharp P/S	Reading names schools Spelling words of names of schools.	Whole word Whole sentences	Social awareness Identify creative thinking	Reading , pronouncing Naming schools	Reading board illustration	Thematic pg 14	
	WED	3				Our home: A home is a place where people or animals live. Father and mother start a home. Where do you live? (Village, town) What is the name of your father? -Children draw their homes.	Reading sentences Defining a home Drawing their homes Naming people found in their homes	Whole sentences Whole word Guide discovery	Identify, creative thinking, cooperation	Reading Drawing and shading	A chart showing people at home	Monitor Pg 11	
						People at home Father, mother, sister, brother, aunt, uncle, niece, nephew, ect							

WK	DAY	LESSON	THEME	S.THEME	L/AREA	CONTENT	COMPETENCES	METHODS	L/SKILLS	ACTIVITIES	L/AIDS	REF	RM
5	THUR	4	OUR HOME	Types of families	Literacy	<p>Types of families A family is a group of people related by blood, marriage or adoption.</p> <p>1. Nuclear family A nuclear family is a family having father, mother and their biological children.</p> <p>2. Extended family. An extended family is a family having father, mother, children and relatives.</p> <p>Relatives in a family aunt, uncle, nephew, niece, etc.</p>	<p>Defining a family</p> <p>Reading words and sentences</p> <p>Naming types of families</p> <p>Naming relatives found in a family.</p>	<p>Explanation</p> <p>Questions and answer</p> <p>Brain storming</p>	<p>Cooperation</p> <p>Concern care</p>	<p>Reading</p> <p>Writing</p> <p>Defining terms</p>	Charts	Thematic curriculum pg 17	
	FRI	5				<p>Relationship in a home</p> <p>Father and mother are my parents</p> <p>Father of my parents is my grand father</p> <p>Son of my sister/brother-nephew</p> <p>Sister of my parents is my aunt</p>	<p>Reading sentences</p> <p>Naming people in a home and how they are related.</p>	<p>Brain storming</p> <p>Question and answer explanation</p>	<p>Appreciation</p> <p>Friendship</p> <p>Identify</p>	<p>Reading, writing, identifying people relation in a home.</p>	A family tree	Thematic curriculum Pg 17	

WK	DAY	LESSON	THEME	S.THEME	L/AREA	CONTENT	COMPETENCES	METHODS	L/SKILLS	ACTIVITIES	L/AIDS	REF	RM
4	MON	1		Roles of different family members		Roles of father He buys food – pays school fees Roles of mother She cooks food –Washes clothes Roles of children They fetch water They help in cooking.	Reading sentences Naming roles of different people in a home.	Guided discovery Questions and answer	Appreciation Friendship Fluency, social awareness	Reading, writing spelling	Chalk board illustration Chart	Thematic curriculum Pg 17.	
	TUE	2				Activities done at home Cooking bathing sweeping washing fetching water Digging Ways of keeping our home clean By sweeping By mopping By burning rubbish By slashing By smoking latrines	Reading words Spelling words from activities Naming activities done at home Naming ways of keeping our home clean	Explanation Question and answer Guided discovery	Social awareness, care Love and concern	Reading Writing Spelling	Chalkboard illustration charts	Teacher' collection Thematic Pg 17	
6	THUR	4	Our home	Tings found in our home and teir uses	Literacy	Things found in our home/ Things that make up a home. -Plants, people, birds, animals Animals kept at home Domestic animals are animals kept at home, examples: dog, goat, camel, cow, sheep, rabbit, etc	Reading words spelling words Naming animals kept at home. Naming birds kept at home. Naming uses of birds and domestic animals.	Explanation Questions and answer Guided discovery	Creative thinking Social awareness Self esteem	Reading , spelling, writing	Pictures of domestic animals and birds	Monitor Pg 8	

WK	DAY	LESSON	THEME	S.THEME	L/AREA	CONTENT	COMPETENCES	METHODS	L/SKILLS	ACTIVITIES	L/AIDS	REF	RM
6	FRI	5				Birds kept at home hens, ducks, pigeon, etc Uses of domestic animals We get meat, milk, etc A dog guards our home Uses of birds We get eggs, feather, etc Some products are sold to get money	Reading words Spelling words Naming animals kept at home Naming birds kept at home. Naming uses of birds and domestic animals.	Explanation Question and answer Guided discovery	Creative thinking Social awareness Self esteem	Reading Spelling writing	Pictures of domestic animals and birds	Monitor Pg 8	
						Examples of plants around our home. Some products sold to get money Examples of plants around our home Banana plant – grass Flowers Trees Sugarcane Yam plant Mango plant Pawpaw plant Drawing some of them	Readings words Spelling words Drawing some plants	Brain storming Guided discovery	Creative thinking Concern care	Reading Spelling, Drawing and writing	Plan samples	MK SST Bk Pg 60	
7	MON	1				Things found in clean home Latrines - bathroom Kitchen - Rubbish pit Rack - Dustbin Main house - Compound Drawing things found in a clean home Parts of a house	Naming things found in a clean home Reading and spelling words Drawing a house and naming parts on it.	Explanation Guided discovery Questions and answer	Identify Self esteem cooperation	Drawing, Naming Reading and writing	House charts	MK SST Bk Pg 60	

WK	DAY	LESSON	THEME	S.THEME	L/AREA	CONTENT	COMPETENCES	METHODS	L/SKILLS	ACTIVITIES	L/AIDS	REF	RM
													
7	TUE	2	OUR HOME	Things found in a home.	Literacy	Rooms in a house Sitting room – Where we sit Bed room – Where we sleep Bathroom – Where we bathe from Kitchen – Where we cook from Latrine – Where we ease from Garage – Where the car is kept. Dining room – Where we eat from	Naming different room in the house and their uses. Reading and spelling.	Explanation Guided discovery Explanation	Self esteem cooperation	Reading Writing Drawing	Chalk board illustration	Monitor SST Pg 8	
WED	3					Objects in a house Things found in a sitting room chairs wall clock tables television radio flowers mats Drawing things found in a sitting room.	Reading words Spelling words Drawing things found in a sitting room.	Guided discovery Explanation	Identify Social awareness	Reading Spelling Drawing	Things in the house	Monitor SST Pg 8	

WK	DAY	LESSON	THEME	S.THEME	L/AREA	CONTENT	COMPETENCES	METHODS	L/SKILLS	ACTIVITIES	L/AIDS	REF	RM
7	THUR	4				Things found in a kitchen Chairs Fire wood Saucepans Jerrycan Charcoal stoves Mortal Cups Cookers pestle Drawing them.	Reading and spelling words Naming things in kitchen Drawing things in a kitchen.	Brain storming Explanation	Appreciation Cooperation	Reading Spelling drawing	Things in the kitchen	Moitor SST pg 8	
	FRI	5				Things found in a bedroom bed, wardrobe bed sheets mattress, closet mats, bedcover clothes blanket Drawing things found in a bedroom	Readings Spelling Naming and drawing things found in a bedroom	Questions and answer Guided discovery	Care appreciation	reading spelling drawing	Things in the bedroom	Monitor Pg 8	
8	MON	1				Caring for things in a house Keeping cups and plates Washing cups and plates Uses of things in the house Plot – for keeping in water Knife - for peeling Hoe – for digging	Reading and writing Naming of uses of things in the house	Explanation Questions answer	Identify Concern Care	Reading Spelling Naming	Chalk board illustration	Monitor SST pg 9	

WK	DAY	LESSON	THEME	S.THEME	L/AREA	CONTENT	COMPETENCES	METHODS	L/SKILLS	ACTIVITIES	L/AIDS	REF	RM
8	TUE	2	OUR HOME	Types of houses	Literacy	Types of houses Permanent house Temporary house Temporary houses kioksk, tent, unipot, hut, etc. Drawing examples of temporary houses Permanent houses story house, Bungalow	Reading and spelling Naming examples of temporary house Drawing examples of temporary houses	Explanation Guided discovery • •	Social awareness Concern Identify • • •	Reading Writing Drawing • • •	Charts	MK SST Pg 74	
	WED	3				Building materials nails, iron bars, mud, iron sheets, reeds, stones grass, cowdung, bricks Drawing building materials and examples of permanent house	Naming examples of permanent houses Naming building materials Drawing building materials	Explanation Guided discovery • •	Social awareness Concern Identify • • •		Building materials e.g nails	MK SST Pg 76	
	THU	4				Sources of building materials Sand - lake Timber - trees/forest Stones - quarry grass - grassland bricks - clay nails, cement, tiles -Factory Uses of water For cooking - For washing For mopping - For drinking	Reading Naming family needs Naming sources and uses of water Reading sentences	Explanation Guided discovery • •	Social awareness Concern Identify • • •		Charts	Monitor SST Pg 22	

WK	DAY	LESSON	THEME	S.THEME	L/AREA	CONTENT	COMPETENCES	METHODS	L/SKILLS	ACTIVITIES	L/AIDS	REF	RM
9	MON	1				Food Food is anything good to eat and drink. Why do we eat food? To be healthy – To be happy To kill hunger - For hospitality Examples of food we eat bananas, rice, cassava, bean Clothes – Why we wear clothes To look smart To cover our bodies To be warm	Readings sentences Naming reasons why we eat food Giving examples of food we eat. Naming reasons why wear clothes.	Guided discovery Questions and answer	Creativity Self awareness Social awareness	Reading Writing naming	Wall chart	MK bk 1 pg 28	
	TUE	2				Bad people in the family Rapists, Kidnappers, defilers, thieves, drunkards Bad behavior in a family quarrelling smoking stealing defiling murdering raping	Naming bad people in the family Naming bad behavior our in the family Reading and spelling words	Guided discovery Questions and answer	Creativity Self awareness Social awareness	Reading Writing naming	Wall chart	Monitor Bk 1 Pg 28	

	WED	3	OUR COMMUNITY	People in our community	<p>A community is a group of people living or working together.</p> <p>People found in our community.</p> <p>Doctors Shop keeper Teachers Priest Carpenters Tailor Mechanic - barbers</p>	<p>Defining a community</p> <p>Naming people found in our community</p>	<ul style="list-style-type: none"> Brain storming Guided discovery Questions and answer 	<ul style="list-style-type: none"> Self awareness Care 	<ul style="list-style-type: none"> Matching Reading Writing 	<ul style="list-style-type: none"> Wall chart 	<ul style="list-style-type: none"> Thematic curriculum 	
--	-----	---	---------------	-------------------------	---	---	--	--	--	--	---	--

	THUR	4			<p>People in the community and their work</p> <p>Doctors - treats sick people Teachers - teaches children Carpenter – makes furniture Mechanic - repairs vehicles Priests – Preach in a church</p>	<p>Identifying people in our community and their work.</p>	<ul style="list-style-type: none"> Brain storming Guided discovery Questions and answer 	<ul style="list-style-type: none"> Self awareness Care 	<ul style="list-style-type: none"> Matching Reading Writing 	<ul style="list-style-type: none"> Wall chart 	<ul style="list-style-type: none"> Thematic curriculum 	
	FRI	5	Our community	Literacy	<p><u>People and their places of work,</u></p> <p>Doctors - hospital Teacher - school Carpenter - workshop</p>	<p>naming people and their places of work</p>	<ul style="list-style-type: none"> Explanation Self esteem Questions and answer, concern 	<ul style="list-style-type: none"> Self esteem 	<ul style="list-style-type: none"> Reading Writing spelling 	<ul style="list-style-type: none"> Flash cars 	<ul style="list-style-type: none"> Thematic Curriculum Pg 22 	

9	MON	5	Our Community	Activities in our Community		Activities in our community fishing mining farming cattle keeping building washing Fishing –The catching of Fish Tools used in catching fish Fishing nets - hooks spear - baskets	Naming activities done in our community Defining fishing Naming tools used in catching fish	• Guided discovery • Brain storming	• Self esteem	• Reading • Writing • spelling	• Illustrations	• Thematic Curriculum Pg 22	
---	-----	---	---------------	-----------------------------	--	--	---	--	---------------	--------------------------------------	-----------------	-----------------------------	--

WK	DAY	LESSON	THEME	S.THEME	L/AREA	CONTENT	COMPETENCES	METHODS	L/SKILLS	ACTIVITIES	L/AIDS	REF	RM
9	TUE	2	Our Community	Activities in our community		Farming Farming is the growing of crops and keeping of animals. Tools used in farming axe, rake, spade, hoe, panga, trowel	Reading Defining farming Naming tools used in farming.	• Guided discovery • Brain storming	• Social awareness • Creativity	• Reading • Writing • Spelling	• Chalk board Illustration	• Thematic Curriculum Pg 22	

	WED	3				Important places in our community school - market church - bank saloon - clinic – shop hospital theatre Importance of important places i) Schools – Where we go to learn. ii) Bank - where money is kept. iii) Salon - Where we cut hair from Drawing some important places	Naming important places in our community. Naming importance of important places	Guided discovery Brain storming	Concern Identity Chalk board Illustration Appreciation Chalk board Illustration	Reading Writing Spelling	Chalk board Illustration		
	THUR	4				Matching people and important places doctor garage teacher Police station Carpenter - hospital mechanic school policeman workshop	Matching people and important places correctly. Reading Spelling words	Guided discovery Brain storming	Concern Identity Chalk board Illustration Appreciation Chalk board	Reading Writing Spelling	Chalk board Illustration		